




	Story date	June, 2022
	From	Yemen Family Care Association (YFCA)
	Project details	Support Obstetric Emergencies to provide maternal, newborn and RH services at health facilities supporting CEMONC & BEMONC services

	funded by	UNFPA
	Venue of the story	Aljumhori- Sa'ada-Yemen
	Sector	Health and Nutrition

ON THE BRINK OF DEATH



Huda is a poor mother who has been pregnant 15 times and given birth to 14 kids. Because of the current conflict, she faced many tragic obstacles in her original area. Her house got destroyed due to an air strike. However, that wasn't her biggest misery, as she lost two of her kids. While she was pregnant, Huda decided to move to a safer place to preserve her kids' lives.

Sa'ada governorate was her destination. Her health situation was poor and she was pregnant in her seventh month. Once Huda and her children reached their destination, she slipped into a coma. The high loud cries of her children attracted the neighbors, so they took her rapidly to the nearest functioning hospital which is Al-Jumhori hospital.



Al-Jumhuri hospital is located in the Sa'ada district of the Sa'ada governorate. It is considered as a reference hospital for patients from all districts of Sa'ada. The hospital's obstetric emergency department offers various maternal, newborn, and RH services (Antenatal care, postnatal care, family planning, normal delivery & C-section). Through the support and observation of UNFPA, YFCA effectively manages the hospital by using more effective measures to address maternal and infant mortality in the area. Additionally, the hospital serves more than 150 cases per day, 3500 per month, and 42000 per year.



Huda reached the health center in a critical situation, suffering from vaginal bleeding, hypertension, retained placenta with hypovolemic shock and anemia. The medical team intervened to make a major difference.

“

It is a critical condition and had experienced dangerously heavy bleeding. The urgent medical intervention is highly needed to help with the recovery of the mother.”

Dr. Mayada one of the medical team mentioned.

She passed through two hours of vaginal delivery. After that, and to save her life, the medical team applied resuscitation with the manual removal of the placenta which helped her to stop the bleeding. Moreover, a blood transfusion with IV fluid was done to help her recover from the blood loss. Besides, her uterine did not heal, so the doctor has done a uterine ice massage to alleviate the risk. Eventually, and after 6 hours of observation, Huda was discharged in a stable and good condition as well as she was provided with antihypertensive medication.